

Little Owl's Postcards

You will need:

A printer

1 sheet of paper (8,5"x11")

2x thin cardboard (4,25"x5,5")

Scissors

Glue

1. Print the following page.
2. Fold the sheet in half horizontally.
3. Cut in half as indicated.
4. Add glue everywhere inside each part.
5. Put a cardboard sheet inside each part.
6. Press. Your cards are ready!


1.




2.



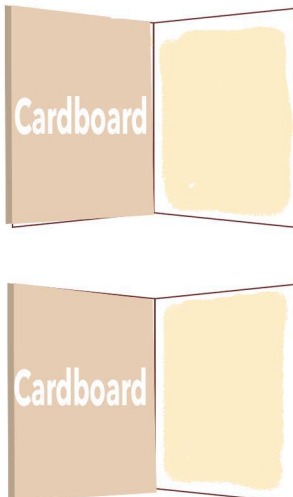
3.




4.




5.





Love is Kind © 2018, by Laura Sassi, illustrated by Lison Chaperon, Zonderkidz



Love is Kind © 2018, by Laura Sassi, illustrated by Lison Chaperon, Zonderkidz

Little Owl Mask





