

I Can Readathon!™

My Reading Journal!



www.zonderkidz.com/icanread

All About Me

My name is _____
_____.

I am _____ years old.

I am in the _____ grade.

My school is called _____
_____.

My teacher's name is _____
_____.

My favorite subject is _____
_____.



Getting Started

1. Recite the I Can Readathon pledge!

**I pledge to read today and every day
So I can stand up and proudly say,
"I Can Read!"**

2. Pick an I Can Read! book that you would like to read.

3. Write the title of the book on one of the blank lines in MY READING LOG on the following pages.

4. When you finish reading the book, place one of the stickers included in this booklet over the I Can Read! circle.

5. Choose a new book and keep on reading!



Adventure Bible illustrations © David Miles

I Can Readathon!

I Can Readathon!

My Reading Log



Book Title

Reading Level



Book Title

Reading Level



Book Title

Reading Level



Book Title

Reading Level



Book Title

Reading Level



Book Title

Reading Level



Book Title

Reading Level



Book Title

Reading Level



I Can Readathon!

My Reading Log



Book Title

Reading Level



Book Title

Reading Level



Book Title

Reading Level



Book Title

Reading Level



Book Title

Reading Level



Book Title

Reading Level



Book Title

Reading Level



Book Title

Reading Level

I Can Readathon!

I Can Readathon!

My Reading Log



Book Title

Reading Level



Book Title

Reading Level



Book Title

Reading Level



Book Title

Reading Level



Book Title

Reading Level



Book Title

Reading Level



Book Title

Reading Level



Book Title

Reading Level



Howie illustrations © Aaron Zenz



Top 5 Reasons to Choose



"I can read! I can read!" are empowering words for a child to shout. For over fifty years, beginning readers have been choosing I Can Read! stories featuring classic children's book characters. Partnered with Zonderkidz, it's the perfect way to develop your child's reading skills AND nurture their spiritual development. Great for beginning readers ages 4-8, learning to read on their own. Here are some tips for parents of beginning readers to get started:

- 1. Start at the "just right" place.** Pick a book that your child is comfortable reading. Selecting books on your child's ability and interests helps them strengthen current reading skills and progress smoothly to the harder material.
- 2. "I want to read that one!"** Books that have recognizable, beloved characters like The Berenstain Bears or VeggieTales make the story experience enjoyable for readers of all ages.
- 3. Introducing new vocabulary.** Children can learn new ways to express themselves by building a strong vocabulary. It is important to try to use new vocabulary words throughout the day.
- 4. Understanding the story.** I Can Read! books are based on real-life experiences that your beginning reader can relate to.
- 5. Develop a reading routine.** Busy schedules can be disruptive to daily routines, but finding twenty minutes each day for special time to read together can develop strong reading skills. Whether it's after dinner, during bath time, or just before bedtime, story time can be one of the most enjoyable moments in a day.








ZONDERKIDZ I Can Read!

SHARED
My
First
READING

BEGINNING
1
READING

READING
2
WITH HELP



FOR MORE I CAN READ TITLES FROM ZONDERKIDZ VISIT WWW.ZONDERKIDZ.COM/ICANREAD

Permission to reproduce and distribute these pages has been granted by the copyright holders, Zondervan Publishers and HarperCollins Publishers. All rights reserved.