

I Can Readathon!™

Activity Book



VeggieTales® illustrations © Big Idea, Inc., Berenstain Bears illustrations © Berenstain Publishing, Inc., Beginner's Bible illustrations © Zondervan, Howie illustrations © Aaron Zenz, The Princess Twins illustrations © Julie Olsen, The Princess Parables illustrations © Omar Aranda, Zachary's Zoo illustrations © Lyn Boyer, Dennis Jones illustrations © Dennis G. Jones, Super Ace illustrations © Matt Vander Pol, Adventure Bible illustrations © David Miles

How to Host an

I Can Readathon!™



I Can Readathon has been developed for children who are learning to read. It's a campaign designed to promote early literacy and is supported by the premier line of books for beginning readers— I Can Read! Books—with the commitment to children reading at least once a day for a full month. Partnered with Zonderkidz, it's the perfect way to develop your child's reading skills AND nurture their spiritual development.

In this activity kit, you will find all the materials needed to execute an I Can Readathon, including:

- » Reproducible pledge badges.
- » A reading log with stickers.
- » Activity pages.
- » Certificate of completion.

Whether a parent, school teacher, children's ministry leader, or homeschooler, anyone can run an I Can Readathon. It works great both in a classroom/teaching setting and also works well to retain reading skills during off seasons such as summer break. By reading every day during the month and charting success, new readers grow more confident and enjoy reading on their own. And they can proudly say, "I Can Read!"

The last page of this activity booklet has step-by-step instructions on how to host an I Can Readathon event.

**I pledge to read today and every day
So I can stand up and proudly say,
"I Can Read!"**



**Get children excited about learning to read in
your community today!**

I Can Readathon!



_____ (name)

is reading today and every day!

I Can Readathon!



_____ (name)

is reading today and every day!

I Can Readathon!



_____ (name)

is reading today and every day!

I Can Readathon!



_____ (name)

is reading today and every day!

I Can Readathon!



_____ (name)

is reading today and every day!

I Can Readathon!



_____ (name)

is reading today and every day!

I Can Readathon!



_____ (name)

is reading today and every day!

I Can Readathon!



_____ (name)

is reading today and every day!

I Can Readathon!



_____ (name)

is reading today and every day!

I Can Readathon!



_____ (name)

is reading today and every day!

Start Your

I Can Readathon!™

_____ 's Reading Log!

(your name)

Place a sticker on the right date when you have completed reading that day! Keep going until all the boxes are marked off—you can do it!



_____				_____		
Month				Year		
SUNDAY	MONDAY	TUESDAY	WEDNESDAY	THURSDAY	FRIDAY	SATURDAY
<input type="checkbox"/>	<input type="checkbox"/>	<input type="checkbox"/>	<input type="checkbox"/>	<input type="checkbox"/>	<input type="checkbox"/>	<input type="checkbox"/>
<input type="checkbox"/>	<input type="checkbox"/>	<input type="checkbox"/>	<input type="checkbox"/>	<input type="checkbox"/>	<input type="checkbox"/>	<input type="checkbox"/>
<input type="checkbox"/>	<input type="checkbox"/>	<input type="checkbox"/>	<input type="checkbox"/>	<input type="checkbox"/>	<input type="checkbox"/>	<input type="checkbox"/>
<input type="checkbox"/>	<input type="checkbox"/>	<input type="checkbox"/>	<input type="checkbox"/>	<input type="checkbox"/>	<input type="checkbox"/>	<input type="checkbox"/>
<input type="checkbox"/>	<input type="checkbox"/>	<input type="checkbox"/>	<input type="checkbox"/>	<input type="checkbox"/>	<input type="checkbox"/>	<input type="checkbox"/>


I pledge to read today and every day
So I can stand up and say,
"I Can Read!"

VeggieTales® illustrations © Big Idea, Inc.

I Can Readathon!

Stickers!

Have your parent or teacher copy the labels below onto Avery mailing labels #5265 and cut each sticker apart along the dotted lines. Then use the stickers to mark the success in your Reading Log.



Make Your Own Bookmark!

Create your own bookmark! Fill in and color the bookmark below. Then have an adult cut out the bookmark along the dotted lines with scissors. Fold the bookmark in half along the solid line and tape it together. Now you can save your place to finish reading later!






Moses and the Israelites had to find their way out of Egypt, across the desert, and through the waters of the Red Sea.

Help the Israelites find their way.

start



end



Color by Number

Use the code to color in the picture.

Color Code

1 = Yellow

4 = Purple

2 = Blue

5 = Brown

3 = Pink



Berenstain Bears Illustrations © Berenstain Publishing, Inc.

Count It Out

How many of each? Circle the number.



1

2



3



2

3

4



1

2

3



4

5

6



4

5

6

Can you spot the differences between these two pictures? There are 7. Circle them.



The Princess Parables illustrations © Omar Aranda

How to Host an

I Can Readathon!



1

Plan an I Can Readathon Event!

- **Choose a date.** Host a kick-off event or you can also host an event at the end to celebrate everyone's I Can Readathon achievements! We encourage you to host as many events as possible to keep kids engaged in reading and to reach their goal of reading every day. Who doesn't like a party?
- **Gather supplies.** Print out the reproducible activities and have the reading journals, stickers, and certificates ready to fill out. Make sure there are enough crayons, pencils, and markers for all kids to participate.
- **Order a costume character (Optional. Cost involved.)** Reserve a costume character by visiting www.costumespecialists.com or by calling (614)464-2115.
- **Decorate.** Set aside space in your school, classroom, church, or home for a "Reading Zone." Make it comfortable with beanbags, blankets, chairs, and benches.
- **Send invitations.** Invite people to your I Can Readathon by sending out email blasts and posting on social media. People to invite include, parents, grandparents, principal, other classrooms, a community leader.

2

The big day is here—I Can Readathon!

- **Take the pledge.** Invite kids to recite the I Can Read pledge:

**I pledge to read today and every day
So I can stand up and proudly say, "I Can Read!"**
- **Choose a book from I Can Read! Library:** Each child should choose an I Can Read! book that he or she would like to read that day. Invite kids to read their books within the Reading Zone. Encourage kids to read to each other or with an adult.
- **Sticker their accomplishment.** After reading their book, each child should place a sticker in their reading journal. Remind kids to take home their Reading Journals and place a sticker in it after reading each day.
- **In-store activities.** Lay out the activities on low, hard surfaces so kids can color and draw.
- **Book recommendations.** Provide book recommendations based on I Can Read! levels and characters to encourage children to continue reading every day.
- **Certificates.** Print the appropriate amount of certificates depending how many kids are participating. Be positive and remind children to read every day to earn their certificates. You should also encourage kids to display their completion certificates, so they can be proud of their accomplishment!

3


Share your I Can Readathon experience online!

- **SHARE.** Post pictures, videos, and status updates on social media with #ICanReadathon. Don't forget to tag us! (Facebook: @Zonderkidz, Twitter: @Zonderkidz).



For more information and answers to FAQs, visit
www.zonderkidz.com/icanread

Berenstain Bears illustrations © Berenstain Publishing, Inc., Adventure Bible illustrations © David Miles



This hereby certifies that

has completed the I Can Readathon by
reading everyday during the month of _____!

Now I can stand up and proudly say,

“I CAN READ!”



_____ Sign Here _____ (Month) (Day) (Year)










www.zonderkidz.com/icanread

ZONDERkidz I Can Read!

SHARED
My First
READING

BEGINNING
1
READING

READING
2
WITH HELP



FOR MORE I CAN READ TITLES FROM ZONDERKIDZ VISIT WWW.ZONDERKIDZ.COM/ICANREAD

Permission to reproduce and distribute these pages has been granted by the copyright holders, Zondervan Publishers and HarperCollins Publishers. All rights reserved.