

# Curriculum Guide

978-0-310-77083-1



## FIONA Helps a Friend


BY  
Richard Cowdrey

**F**IONA CAN'T FIGURE OUT why the zoo seems so quiet. When she realizes she hasn't heard Matilda the Kookaburra's laughter in a while, Fiona


and her animal friends set out to find the missing laugh—and run right into a wonderful box of lost and found items. Could Fiona and friends use the contents of the box to cheer up Matilda?

This delightful follow up to *New York Times* bestseller *Fiona the Hippo* will delight students and teachers with its warm message of friendship.

More Fiona!



978-0-310-76639-1



978-0-310-76773-2



978-0-310-76755-8

 ZONDERkidz™  
.com

The Common Core State Standards addressed by the discussion questions, activities, and worksheets in this guide are noted throughout. For more information on the Common Core, visit [corestandards.org](http://corestandards.org).

# DISCUSSION QUESTIONS

Unless otherwise noted, discussion questions address the following standards:

**CCSS.ELA-LITERACY.RL.K.1; CCSS.ELA-LITERACY.RL.1.1; CCSS.ELA-LITERACY.RL.2.1**



Look carefully at the title of the book and the illustration on the cover. What information can you find that lets the reader know about the characters and the setting of the story?

**CCSS.ELA-LITERACY.RL.K.7; CCSS.ELA-LITERACY.RL.1.7; CCSS.ELA-LITERACY.RL.2.7**



After reading the first two pages of the book about Fiona wandering around the zoo, what do you think that the problem in this story will be?

**CCSS.ELA-LITERACY.RL.K.3; CCSS.ELA-LITERACY.RL.1.3; CCSS.ELA-LITERACY.RL.2.3**



What does the expression “feeling a little blue” mean?

**CCSS.ELA-LITERACY.RL.K.4; CCSS.ELA-LITERACY.RL.1.4; CCSS.ELA-LITERACY.RL.2.4**



What is Fiona’s reaction to her friend Matilda feeling blue?



How do the zoo animals try to cheer up Matilda the first time, and how does Matilda react to their efforts?



What does Elephant mean when he says that Matilda has lost her laugh?



How does a passing golf cart help Fiona think of another strategy for cheering up Matilda?



Look closely at the illustrations of the zoo animals trying on items from the lost and found box. Which animals are featured characters in this story?

**CCSS.ELA-LITERACY.RL.K.7; CCSS.ELA-LITERACY.RL.1.7; CCSS.ELA-LITERACY.RL.2.7**



The zoo friends are having so much fun they nearly forget about their sad friend. How do the gang of friends include Matilda in their dress-up antics? What happens when Monkey holds up a mirror so that Matilda can see herself?



What lesson do you think that Fiona and her friends learn about friendship in this story? What lesson might Matilda have learned about feelings and friendship?

**CCSS.ELA-LITERACY.RL.1.2; CCSS.ELA-LITERACY.RL.2.2**



# ACTIVITIES FOR STUDENTS

## Matilda's Day

Design an “emotion” mask by attaching a popsicle stick as a handle to the bottom of a plain white paper plate. On one side of the paper plate mask, draw a picture of Matilda’s sad face at the beginning of the story. On the other side of the plate, draw Matilda again—this time showing her emotion at the end of the story. Meet with a partner and take turns retelling the story from Matilda’s point of view. Use your mask to show how Matilda’s feelings change over the course of the story. [CCSS.ELA-LITERACY.RL.K.7](#); [CCSS.ELA-LITERACY.RL.1.7](#); [CCSS.ELA-LITERACY.RL.2.7](#)

## Crazy for Kookaburras

Matilda is a kookaburra—a type of bird known for the laughing sound it makes. Research to find out more about this unique bird. Where is it found in the world? What does it eat? Where does it nest? Write a short report that includes the facts you discover and an illustration of the kookaburra. [CCSS.ELA-LITERACY.W.K.2](#); [CCSS.ELA-LITERACY.W.1.2](#); [CCSS.ELA-LITERACY.W.2.2](#)

## Emotion Chart

Look carefully at the illustrations in the story to identify the various emotions the characters feel. Search through magazines to find pictures of these feelings. Make a labeled chart of the emotions you found in the book. Glue the magazine pictures near the corresponding emotions in your chart. [CCSS.ELA-LITERACY.RL.K.7](#); [CCSS.ELA-LITERACY.RL.1.7](#); [CCSS.ELA-LITERACY.RL.2.7](#)

## Color Me . . .

Colors can sometimes seem to match feelings. The zoo animals noticed that Matilda is “feeling blue” or sad. What colors do you think seem happy? Sad? Angry? Excited? Calm? Which color or colors capture how you are feeling today? Use these colors to draw a self-portrait that expresses how you’re feeling. Share your portrait with a partner and discuss the feelings your picture represents.

[CCSS.ELA-LITERACY.RL.K.4](#); [CCSS.ELA-LITERACY.RL.1.4](#);  
[CCSS.ELA-LITERACY.RL.2.4](#)



The discussion questions, activities, and worksheets in this guide were created by Leigh Courtney, Ph.D. She teaches in the Global Education program at a public elementary school in San Diego, California. She holds both masters’ and doctoral degrees in education, with an emphasis on curriculum and instruction.

Name: \_\_\_\_\_

# WANTED: A GOOD FRIEND

Fiona and her friends at the zoo were good friends to Matilda the kookaburra when she was feeling sad. In your opinion, what makes a good friend? In the chart below, list the qualities you would like in a good friend. For you, should a good friend be funny? Loyal? Kind? Good at playing baseball?

Next to your list of qualities, include an example of what each quality might look like. For example, Fiona could be described as a kind friend—she worked very hard to make her sad friend feel happy.

**Quality**

**What this quality looks like**

<b>Quality</b>	<b>What this quality looks like</b>

Name: \_\_\_\_\_

# WHO FOUND WHAT IN THE LOST AND FOUND?

The zoo animals discovered a box of treasures when the lost and found box bounced off the back of the golf cart at the zoo. Look carefully at the illustrations in the story to identify what items each animal found. **CCSS.ELA-LITERACY.RL.K.7; CCSS.ELA-LITERACY.RL.1.7;**

**CCSS.ELA-LITERACY.RL.2.7**

## What the animal found

CHEETAH

OSTRICH

KOALA

TURTLE

GIRAFFE

CHAMELEON

BEAR

FLAMINGO

HEDGEHOG

ELEPHANT

Name: \_\_\_\_\_

# FEEL, THINK, DO

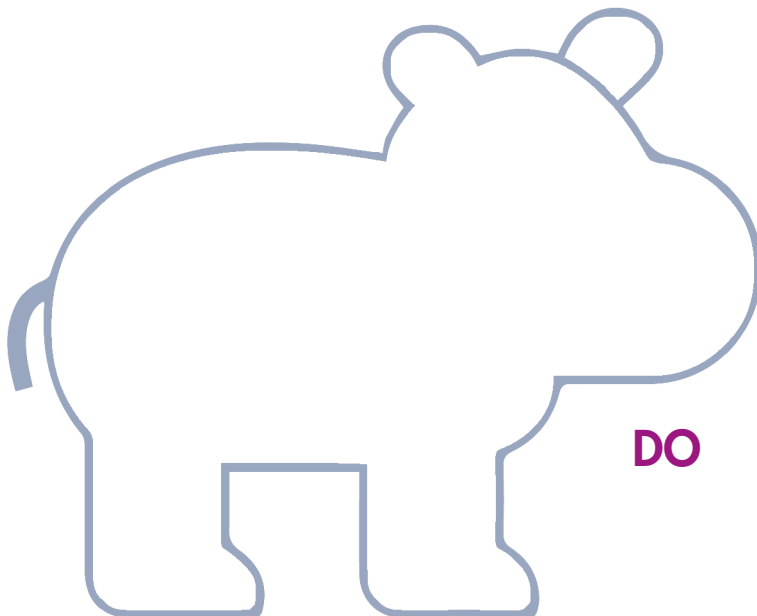
Trace Fiona's actions in the story. How did she FEEL in the beginning of the story? What did she THINK about the problem in the story? What did she DO to solve the problem? Draw and write about each of the steps Fiona took in the story. **CCSS.ELA-LITERACY.RL.K.3; CCSS.ELA-LITERACY.RL1.3; CCSS.ELA-LITERACY.RL.2.3**



**FEEL**



**THINK**



**DO**