

# PRESCHOOL WORKBOOK



EARLY LEARNING ACTIVITIES FOR READING READINESS,  
NUMBERS, HANDWRITING, AND MORE

## Table of Contents

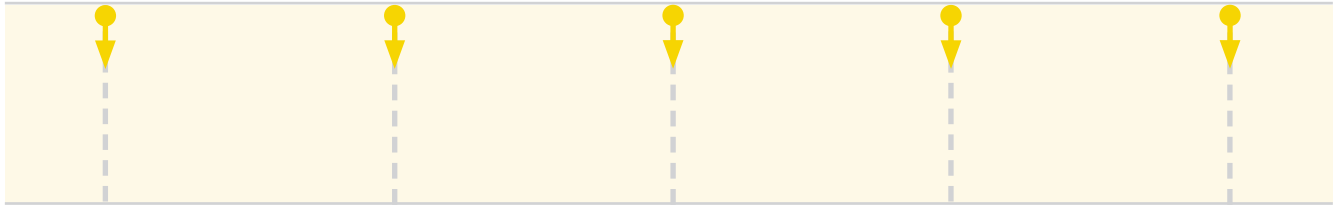
Fine Motor Skills Practice .....	5
Letter and Letter Sound Recognition Practice .....	18
Number Recognition and Counting Practice .....	112
Miscellaneous Skills Practice (Mazes, Matching, and More) .....	162



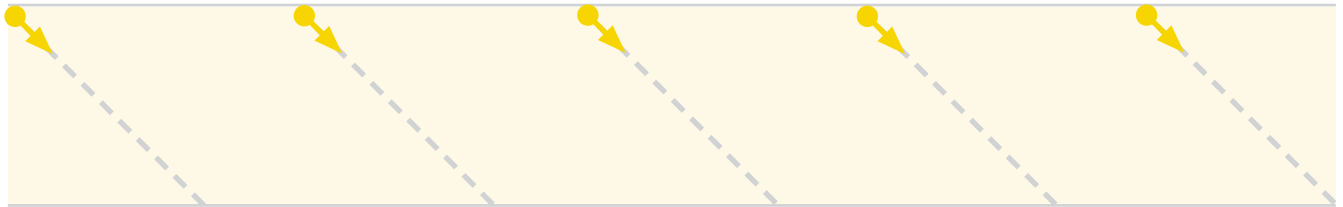
# Noah's Ark

Noah built an ark. Trace the lines.


Trace the lines top to bottom.



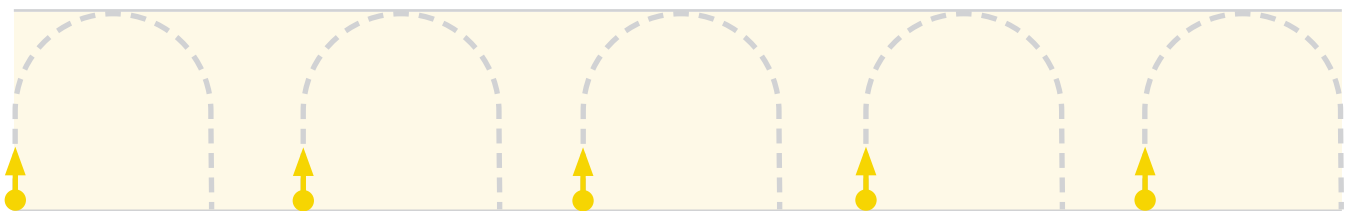
Trace lines left to right, going down.



Trace lines left to right, going up.

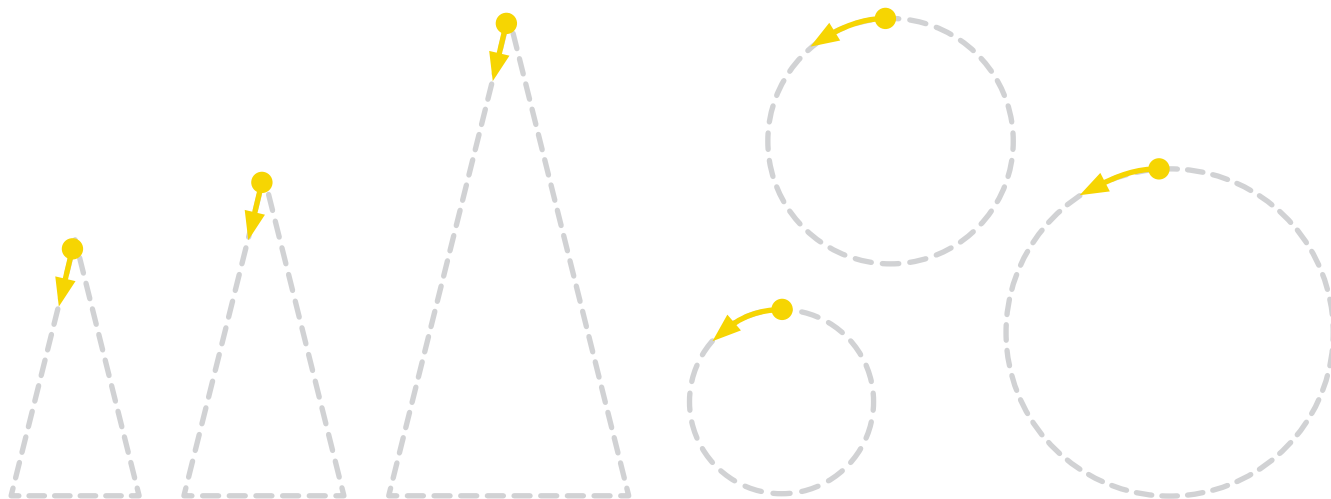


Trace arcs up to down.



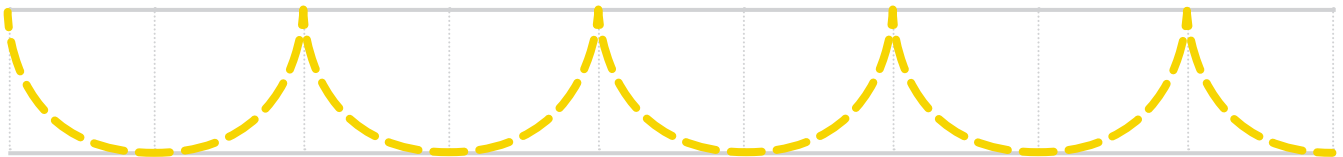

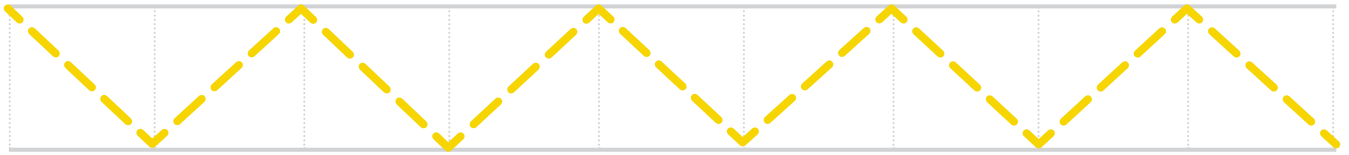
# Saul Gets a Crown

God chose Saul to be the king.  
Trace the shapes. Design and color a crown for Saul.



# Copy Me

Trace the lines with a pencil. Copy the lines yourself.



# Trace the Letters

Trace the uppercase and lowercase letters.

Aa Bb Cc Dd Ee

Ff Gg Hh Ii Jj

Kk Ll Mm Nn Oo

Pp Qq Rr Ss Tt

Uu Vv Ww Xx

Yy Zz

# Learn the Letter Aa

Trace the letter Aa. Then write Aa on your own. Fill the lines.

A A A

a a a

Now circle the **Aa** in each word.

Adam



ark



arrow

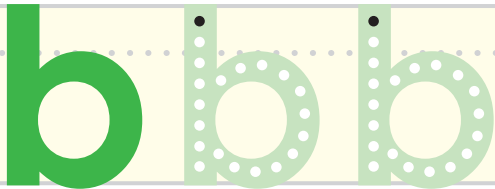



angel



# Learn the Letter Bb

Trace the letter Bb. Then write Bb on your own. Fill the lines.



Now circle the **Bb** in each word.



baby

bread



boat




bird



# Color the Letter Aa

Find and color uppercase A **red**. Find and color the lowercase a **yellow**.



# Write It Out—Aa

Name the pictures. Trace and write **A**. Trace and write **a**.

angel



ark

apple



A A

a a

Trace the words. Then write the words.

angel

ark

# Sounds the Same—B

Bee, butterfly, and bird start with **B**. Write **Bb**.



bee

butterfly



bird

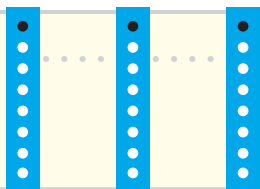
Bb

Now circle all the Bbs you see.

<b>B</b>	<b>D</b>	<b>B</b>	<b>B</b>	<b>P</b>	<b>T</b>
<b>b</b>	<b>b</b>	<b>d</b>	<b>q</b>	<b>b</b>	<b>b</b>
<b>D</b>	<b>b</b>	<b>b</b>	<b>b</b>	<b>B</b>	<b>R</b>
<b>B</b>	<b>B</b>	<b>D</b>	<b>P</b>	<b>P</b>	<b>b</b>

# Learn the Number 1

Trace the number 1. Then write 1 on your own. Fill the lines.



Four sets of horizontal writing lines on a yellow background. Each set consists of a solid top line, a dotted middle line, and a solid bottom line, providing space for practicing writing the number 1.

There is 1 Jesus!  
Circle baby Jesus.



1 dove

# Learn the Word One


Trace the word one. Then write the word one. Fill the lines.

one

Three sets of handwriting practice lines, each consisting of a solid top line, a dashed middle line, and a solid bottom line.



1 snake


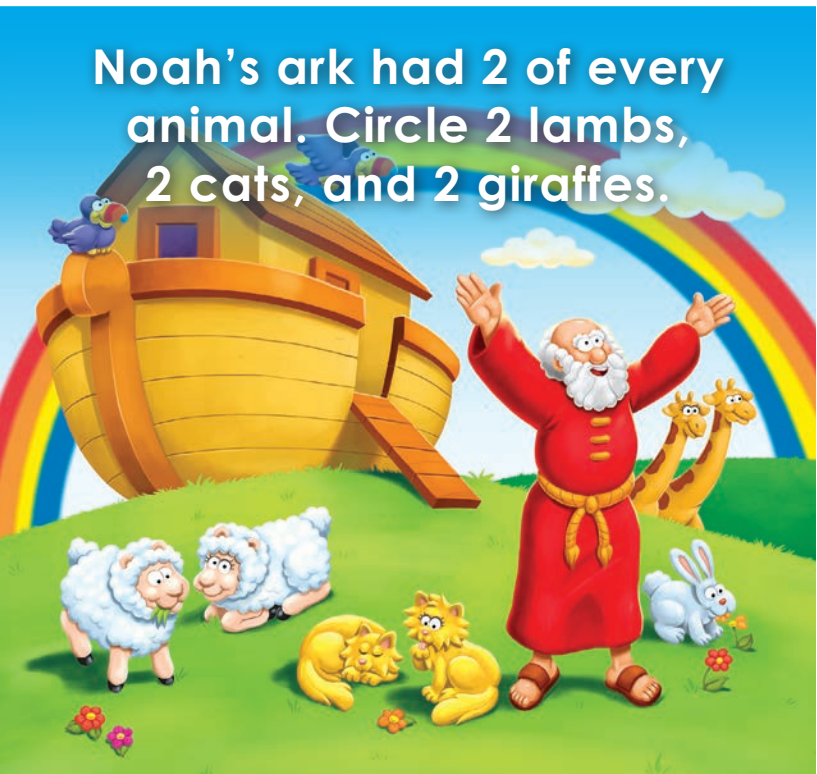


# Learn the Number 2

Trace the number 2. Then write 2 on your own. Fill the lines.



Noah's ark had 2 of every animal. Circle 2 lambs, 2 cats, and 2 giraffes.



**2 butterflies**



# Learn the Word **Two**

Trace the word two. Then write the word two. Fill the lines.

two

Handwriting practice area with three sets of horizontal lines (top solid, middle dashed, bottom solid) for tracing and writing the word 'two'.



Can you count how many silver coins the man gave the innkeeper?

**2 crowns**




# The Number 1

Write the word one.

one

Draw one sun.

Match the number to  
the groups with 1.






# The Number 2

Write the word two.

two

Draw two stars.

Match the number to the groups with 2.



2




# Count It Out

How many are on the page? Circle the number.




1      2      3



1      2      3



3      4      5



3      4      5

---

# Missing Number

A shepherd watches over his sheep. He counts them.

Look at each row. Which number is missing?

Circle the missing number.

1	2		4
---	---	--	---

---

5 3 7

3		5	6
---	--	---	---

---

2 3 4

4	5	6	
---	---	---	--

---

5 7 3

7		9	10
---	--	---	----

8 6 4

# I Can Write My Name

Handwriting practice lines consisting of solid top and bottom lines with a dashed midline, repeated across the page.