


# BIRTHDAY PARTY KIT

978-0-310-75164-9



## It's Fiona's birthday!

JOIN FIONA, EVERYONE'S  
FAVORITE HIPPO,  
and her lovable animal  
friends at the zoo  
as they celebrate her  
birthday—Fiona style!

**O**N JANUARY 24, 2017, FIONA THE HIPPO was born at the Cincinnati Zoo, six weeks before her due date. The tiny Nile hippo was too weak to stand and nurse from her mother, so Fiona received round-the-clock attention from the zoo's animal care staff. The whole world watched as Fiona learned to eat, walk, and swim. As she grew stronger, so did her social media following. Fiona became an internet sensation and continues to inspire people around the world with her spunk and determination.

Use the activities in this kit to host a birthday bash for Fiona in your school, bookstore, or library—or throw a Fiona-themed party for a birthday boy or girl!

# Happy Birthday, Fiona!

Celebrate Fiona with these fun party ideas!



Fiona's official birthday is January 24, but you can host a party for her any time you wish. Or throw a Fiona-themed birthday party for your little Fiona fan!



Pass out invitations or post a general invitation in your party space. Invitation templates can be found on the next page.



Decorate your party space with zoo themed stuffed animals or invite kids to bring their own stuffed animals from home. In circle time, have each child introduce an animal and share one fact they know about it.



Host a story hour and read *Happy Birthday, Fiona* aloud and one or more of the other books about Fiona pictured below.



Play a version of Duck-Duck-Goose called Birthday-Birthday-Fiona!




Show “Baby Hippo Fiona’s Year 4 Highlights” video on YouTube.  
[https://www.youtube.com/watch?v=zBpjZ\\_QuIYk](https://www.youtube.com/watch?v=zBpjZ_QuIYk)




Play music and invite the children to dance like the animals you call out—monkey, bear, giraffe, elephant, etc.




Sing the Happy Birthday song to Fiona!




978-0-310-76639-1



978-0-310-76755-8



978-0-310-77083-1



978-0-310-76773-2

Find more games, activities, and decoration ideas in this party kit!

# Invitations



## It's Fiona's Birthday!

Come to a party to celebrate everyone's favorite baby hippo!





Date:

Time:

Location:

RSVP:



# It's a birthday party!



For:

Date:

Time:

Location:

RSVP:

# Birthday Banner

Decorate your party space with this fun banner! Cut out the letters and tape them (points facing down) along a ribbon or string to spell HAPPY BIRTHDAY FIONA!



H  
A  
P  
P

B

I

R

T

K



H

I

D

O

A

N

Y


A

F

I


# Cupcake Toppers

Print this page on cardstock using a color printer. Cut out the images and tape a toothpick to the back of each one so that the pick extends below the image. Insert each topper into a frosted cupcake. If you want two-sided toppers, print two copies of this page and tape the images back-to-back with a toothpick in between.



# Party Hat

Cut along the dotted lines. Hold the semicircle (plain side facing up) with the flat edge along the top. Pull the two corners toward you to meet along the straight edge. Tape the two edges together to create a cone-shaped hat.



# Pin the Party Hat on Fiona Game

Tape the Fiona image on the following page to a blank wall at a child's eye level.

Cut out the party hats and write each child's name on a hat. Put a circle of tape on the back of each hat. One by one, blindfold the party guests and give each the hat with their name on it. Spin each guest three times and direct them toward the pinned up Fiona. The child who places their hat closes to Fiona's head wins!







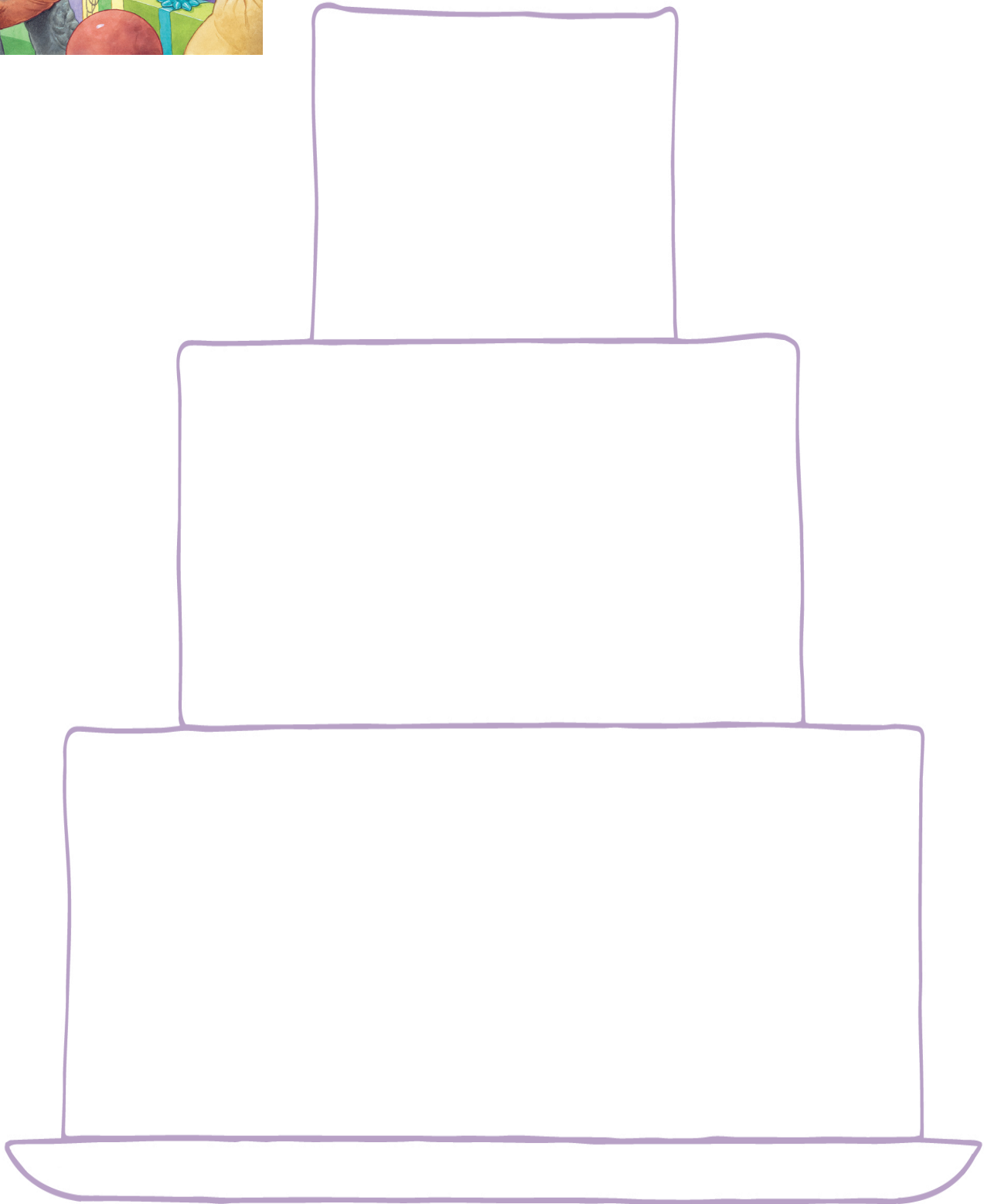
HAPPY BIRTHDAY, FIONA Party Kit

Illustrations copyright © 2021 by Zondervan. All rights reserved. This page may be photocopied for free distribution.



# Decorate Fiona's Cake

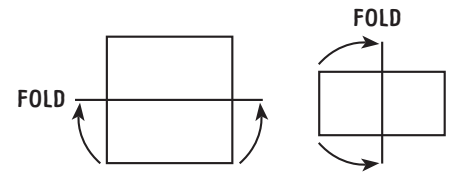
Using markers, crayons, or colored pencils, decorate Fiona's cake with her favorite fruits and vegetables!



# Send a Birthday Card to Fiona

Cut on the dotted line and fold as indicated to make your card. Write a message to Fiona and mail your card to:

Cincinnati Zoo & Botanical Garden  
Attention: Team Fiona  
3400 Vine St  
Cincinnati, OH 45220



CUT HERE

Love,

Dear Fiona,

